

# CANNON GLOBAL CHAMPIONS FUND

## PERFORMANCE STATISTICS

Total Return Annualized	Year To Date
<b>4.86%</b>	<b>-20.07%</b>
Last Month	Best Month
<b>2.31%</b>	<b>16.14%</b>
Best Year	12 Months ROR
<b>22.86%</b>	<b>-18.32%</b>

## FUND MANAGER

Cannon Capital Advisors (CCA) has an experienced and stable team and is supported with research and opinion from various third-party providers. CCA has provided investment management services to a wide range of investors for over 20 years. The investment process continues to be supported by qualitative and quantitative research, sourced both internally and externally.

## GENERAL INFORMATION

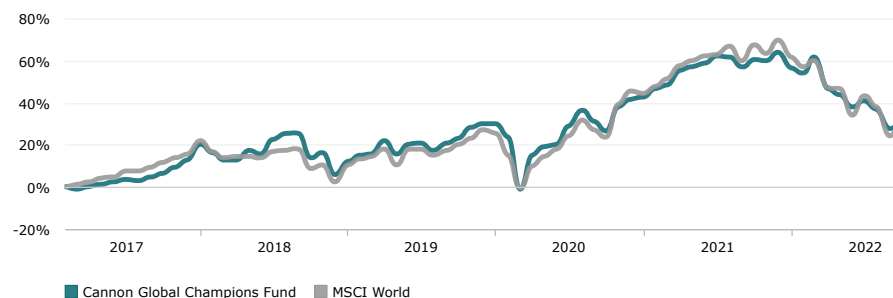
AUM	5,571,075 USD
Minimum Investment	5,000 USD
Contact	Chris Peatfield
Phone	+44 (0)1481 726141
Base Currency	USD
E-mail	chris.peatfield@cannonhouse.com
Website	www.cannonhouse.com/

## STRATEGY DESCRIPTION

The aim of the Cannon Global Champions Fund is to provide investors with long-term capital growth through exposure to a portfolio of global equities which have the potential to generate returns ahead of global equity markets. The Cannon Global Champions Fund focuses on high quality companies which can be acquired at fair to attractive prices. These businesses typically have a competitive advantage which insulate them from competition and allow for high future growth.

The Fund's emphasis on quality is combined with the requirement for a margin of safety in the price. The Fund is Dollar denominated and it consists of a basket of global equities that are not hedged back into Sterling.

## CUMULATIVE MONTHLY RETURNS



## STATISTICS

Last Month	2.31%
Year To Date	-20.07%
3 Month ROR	-6.96%
12 Months ROR	-18.32%
36 Month ROR	6.37%
Total Return Cumulative	30.88%
Total Return Annualized	4.86%
Winning Months (%)	61.76%
Average Winning Month	3.26%

## STATISTICS

Sharpe Ratio	0.37
Sortino Ratio	0.39
Correlation vs S&P 500	0.91
Standard Deviation Monthly	4.86%
Downside Deviation	3.53%
Beta	0.94
VaR Historical	-8.97
Average Losing Month	-3.92%

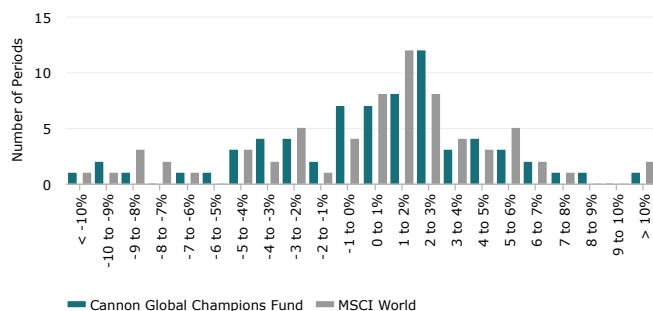
## MONTHLY PERFORMANCE

	Jan	Feb	Mar	Apr	May	Jun	Jul	Aug	Sep	Oct	Nov	Dec	Year
2022	-4.54	-1.41	4.85	-9.07	-2.29	-3.99	2.07	-2.88	-6.36	2.31			<b>-20.07</b>
2021	0.87	2.78	0.93	4.81	1.22	0.84	2.17	-0.26	-3.01	2.23	-0.18	2.36	<b>15.56</b>
2020	-0.22	-4.98	-19.66	16.14	3.53	0.99	7.14	5.86	-4.05	-3.32	8.83	2.77	<b>8.85</b>
2019	5.70	2.78	0.66	5.34	-5.34	4.13	0.39	-2.97	2.98	1.96	4.07	1.66	<b>22.86</b>
2018	6.70	-3.30	-2.96	-0.04	3.85	-1.25	6.08	2.12	-0.08	-9.12	2.24	-8.97	<b>-6.03</b>
2017			-0.85	1.19	0.80	1.31	1.15	-0.77	1.79	1.80	2.70	3.02	<b>12.75</b>

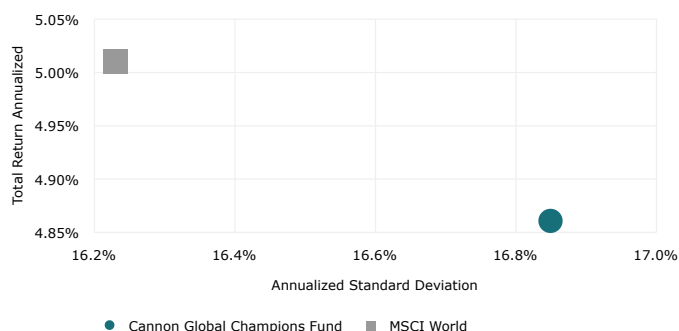
## RETURN REPORT

Period	Best	Worst	Average	Median	Last	Winning %
1 Month	16.14	-19.66	0.52	1.17	2.31	61.76
3 Months	21.43	-23.83	1.56	1.78	-6.96	62.12
6 Months	32.14	-20.82	3.36	5.32	-10.91	68.25
1 Year	49.52	-18.39	8.08	8.16	-18.32	71.93
2 Years	62.95	-12.17	18.06	16.86	3.32	95.56
3 Years	54.55	0.00	25.70	25.17	6.37	100.00
5 Years	62.95	22.21	39.28	35.73	22.82	100.00

## DISTRIBUTION OF MONTHLY RETURNS



## RISK/RETURN COMPARISON



## TOP HOLDINGS %

Grupo Bimbo S.A. ADR	3.71
Procter & Gamble Co	3.48
Omega Healthcare Investors Inc	3.45
Microsoft Corporation	3.39
Swiss Re	3.39

Disclaimer: Investment in the units of open-ended investment funds is generally a medium to long-term investment. The value of units may go down as well as up and investors may get back less cash than they originally invested. Past performance is not necessarily a guide to the future. Fluctuations or movements in exchange rates may cause the value of underlying international investments to go up or down. The units of Cannon Global Global Champions Limited are traded at ruling prices and are priced weekly using the forward pricing method. A schedule of fees and charges and maximum commissions is available on request from Cannon Asset Management Limited, the Management Company. Cannon Global Champions Limited is a collective investment scheme, which invests in other collective investment schemes, which levy their own charges. Commission and incentives may be paid and if so, are included in the overall costs. Figures quoted are from Cannon Capital Advisors Limited for a lump sum investment using sell-sell prices, which exclude initial fees. Cannon Capital Advisors Limited funds are accumulation funds and do not distribute income. Performance is quoted in USD terms. Please refer to the prospectus of this scheme for more details, a copy of which is available on request from the Management Company, the registered office of which is Kingsway House, Havilland Street, St Peter Port, Guernsey, GY1 3FN.