

CANNON OFFSHORE FUNDS

Eris ICC Limited Cannon Global Opportunity Fund IC Limited
November 2019



INVESTMENT OBJECTIVE

The investment objective of the Fund is long term capital growth which the Fund will seek to achieve by investing in a concentrated portfolio of assets and investment strategies. Assets that may be included are equities, fixed income, property and cash investments. It will utilise a variety of investment strategies including tactical asset allocation to absolute return investments within each asset class.

INVESTMENT COMMENT

November was a quiet month with little in the way of significant newsflow. In the absence of any clear catalysts, sentiment dictated market direction and this was largely positive as hopes for a trade deal between China and the US increased. In the UK, the expectation for a more market-friendly Conservative majority in the forthcoming election was boosted by polling numbers late in the month, however as ever this data should be treated with a degree of scepticism. Much uncertainty remains around both the election outcome and how this will ultimately affect the UK's exit from the EU. The focus within Emerging Markets continues to be centred on Hong Kong after a near whitewash by pro-democracy candidates in the district council elections. The US weighed in on the issue with legislation supporting the pro-democracy protestors, which will have done little for China's appetite to negotiate on trade, however the month's quiet optimism was supported by marginal improvements in economic data in the US and Europe, which led to equities rising and safe haven assets falling.

HOLDINGS ANALYSIS

Top Ten Holdings			
TCA GLOBAL CREDIT MAST-G GBP	10.0%	LM-WA MACRO OPPORT BD-AAH	7.8%
FUNDSMITH EQUITY FUND-T ACC	9.0%	MERIAN NORTH AMERICAN FUND	7.3%
LINDELL TRAIN GLOBAL EQUITY FUND £	8.9%	GBP Cash	6.4%
JO HAMBRO-UK GROWTH-GBP-A	8.5%	FIRST TRUST EUROZONE	5.4%
NGAM-H2O MULTIRETURNS-N/AGBP	8.4%	PRIMO - MILLER OPPORTUNITY AI	5.2%

MONTHLY PERFORMANCE (BID TO BID)

Year	Jan	Feb	Mar	Apr	May	Jun	Jul	Aug	Sep	Oct	Nov	Dec	YTD
2012	1.06%	1.36%	-1.78%	-2.07%	0.51%	1.00%	0.11%	0.69%	0.07%	0.07%	0.83%	0.30%	2.12%
2013	2.90%	1.41%	-0.06%	0.56%	-0.55%	-2.53%	1.07%	-0.90%	2.50%	1.01%	-1.10%	-0.07%	4.19%
2014	-0.07%	-0.70%	0.59%	0.10%	-0.25%	1.07%	-0.16%	0.38%	-0.73%	-0.73%	0.17%	1.47%	1.52%
2015	-0.63%	0.69%	0.99%	0.38%	-0.58%	0.92%	1.09%	0.93%	-1.55%	-0.73%	1.70%	-0.56%	0.92%
2016	-3.07%	-0.02%	0.98%	0.35%	0.55%	0.29%	2.69%	1.75%	0.11%	1.41%	-0.33%	1.52%	6.30%
2017	0.12%	1.62%	0.00%	-0.37%	1.71%	0.15%	0.47%	0.33%	-1.09%	2.02%	0.03%	0.04%	5.11%
2018	-0.34%	-1.08%	-1.76%	1.99%	0.37%	0.99%	0.65%	0.17%	-0.01%	-4.04%	0.12%	-3.49%	-6.41%
2019	3.01%	0.11%	0.30%	2.49%	-1.82%	2.21%	2.01%	-1.92%	0.22%	-0.85%	1.26%	0.00%	7.09%

LARGEST MONTH GAIN/LOSS

Largest Month Gain*: 3.01%
Largest Month Loss*: -4.04%
*Measured on Bid price to Bid price movement
*All Performance figures calculated net of fees

Contact Us

Tel: +44 (0) 1481 726141
Fax: +44 (0) 1481 726142
Email: cannonfunds@cannonhouse.com

FUND FACTS

Price Date:	29-Nov-19
NAV price:	11.931
Fund Currency:	Sterling
Fund size:	£8,358,112
Launch Date:	30 September 2011
Dealing:	Monthly, First Bus. Day
Cut off time:	5 pm; subscription 5 days, redemption 10 days prior
Minimum investment:	GBP10,000
Minimum top up:	GBP5,000
Benchmark:	Composite
Dividend Policy:	Accumulation

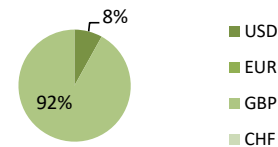
CHARGES

Initial Fee:	Up to 5%
Annual Fee:	1.50%

PRICING

Pricing is sourced from Bloomberg. Subsequent calculations and production of performance graphs are dependent on this information.

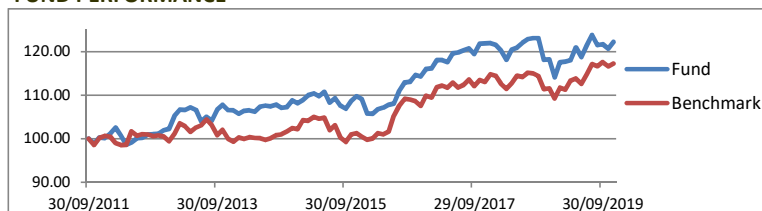
CURRENCY BREAKDOWN



BENCHMARK PERFORMANCE

2016	9.37%
2017	4.52%
2018	-4.85%
2019	7.29%

FUND PERFORMANCE

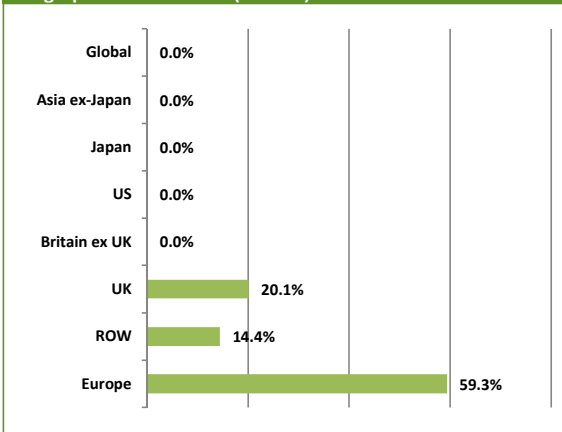


RISK PROFILE ●●●○○

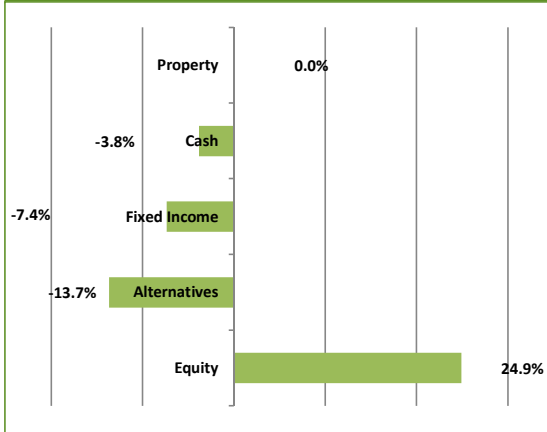


ASSET ALLOCATION

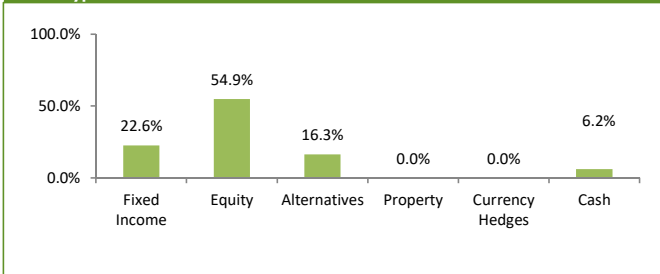
Geographical Breakdown (ex cash)



Assets Relative to Neutral Asset Allocation



Asset Type Allocation



Standard Deviation %	1 yr	2 yr	3 yr
Fund	7.6	6.6	5.7
Benchmark	5.7	5.4	4.9

Sharpe Ratio	1 yr	2 yr	3 yr
Fund	0.9	0.2	1.4
Benchmark	1.5	0.9	2.0

Benchmark was changed from 31 Dec 2014, from a composite LIBOR to composite index of cash, bond, equity and hedge fund indices. The figures above are for the blended composite. Returns on the reverse page are composite LIBOR then the new composite from 2015.

FUND INFORMATION

Structure	Guernsey Incorporated Cell Company	Investment Adviser	Cannon Capital Advisors Limited
Regulation	Authorised Class B Scheme fund; Protection of Investors (Bailiwick of Guernsey) Law, 1987 and amendments; Collective Investment Schemes (Class B) Rules, 2013	Investment Sub Adviser	N/A
Manager	Cannon Asset Management Limited	Investment Advisory Fee	1.50% per annum
Custodian	Deutsche Bank Int. Limited, Gsy Branch	Auditors	Moore Stephens
		Reporting	Audited annual accounts to 31 March
		Price publication	Cannon Asset Management Limited
		Exchange	N/A

FURTHER CONTACT DETAILS

Fund Administration
 Cannon Asset Management Limited
 PO Box 393
 Kingsway House
 Havilland Street
 St Peter Port
 Guernsey GY1 3FN
 Tel: +44 (0) 1481 726141
 Fax: +44 (0) 1481 726142
 Email: investments@cannonhouse.com
 Website: www.cannonhouse.com

Investment Adviser
 Cannon Capital Advisors Limited
 PO Box 393
 Kingsway House
 Havilland Street
 St Peter Port
 Guernsey GY1 3FN
 Tel: +44 (0) 1481 726141
 Fax: +44 (0) 1481 726142
 Email: investments@cannonhouse.com
 Website: www.cannonhouse.com

IMPORTANT INFORMATION

Investment in the units of open-ended investment funds is generally a medium to long-term investment. The value of units may go down as well as up and investors may get back less cash than they originally invested. Past performance is not necessarily a guide to the future. Fluctuations or movements in exchange rates may cause the value of underlying international investments to go up or down. The units of Cannon Global Opportunity Fund IC Limited are traded at ruling prices and are priced monthly using the forward pricing method. A schedule of fees and charges and maximum commissions is available on request from Cannon Asset Management Limited, the Management Company. Cannon Global Opportunity IC Limited is a collective investment scheme, which invests in other collective investment schemes, which levy their own charges. Commission and incentives may be paid and if so, are included in the overall costs. Figures quoted are from Cannon Capital Advisors Limited for a lump sum investment using sell-sell prices, which exclude initial fees. Cannon Capital Advisors Limited funds are accumulation funds and do not distribute income. Performance is quoted in sterling terms. Please refer to the prospectus of this scheme for more details, a copy of which is available on request from the Management Company, the registered office of which is Kingsway House, Havilland Street, St Peter Port, Guernsey, GY1 3FN.