

CANNON OFFSHORE FUNDS



Deposit Plus Fund March 2014

INVESTMENT OBJECTIVE

The Fund seeks to achieve its investment objective by investing in deposits, short dated government bonds, short dated corporate bonds and selected funds with low portfolio duration where appropriate. Bonds will generally be of 5 year maturity or less and the average portfolio maturity will generally be 3 years or less. Substantial exposure to gilts and deposits may also be held from time to time.

INVESTMENT COMMENT

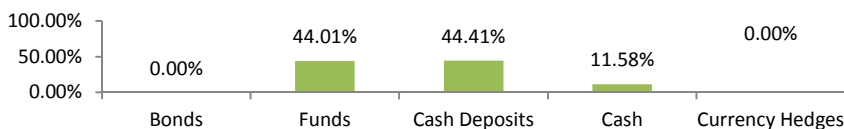
Markets withstood a number of developments to finish the month little changed. Bond markets generally coped well with a string of relatively positive economic news on growth, modest inflation figures and benefited from strong demand for debt instruments. This may in part be due to the worries about Chinese economic growth, US economic data, deflation for the Eurozone and concerns about confrontation between Russia and other countries over its annexation of the Crimea. UK GDP forecasts continue to improve while UK inflation is falling, providing a good back drop for fixed income but markets increasingly anticipate some tightening of policy from the Bank of England despite poor government and consumer finances. Gilts and corporate bonds were essentially flat for the month, despite substantial corporate bond issuance. The fund returned 0.16% for the month taking the year to date figure to 0.50%.

HOLDINGS ANALYSIS

Top Ten Holdings

Skipton 80 Day Call	10.18%	Carmignac Capital Plus I GBP Acc	7.97%
Butterfield Bank 180 day	10.10%	Muzinich Short Dur High Yld HEI	7.38%
Rothschild CI	10.10%	Kleinwort Benson 189 Day	6.19%
TCA Global Credit Master GE	8.54%	Santander1	4.03%
GAM FCM Cat Bond GBP	8.49%	Henderson Credit Alpha Acc	3.96%

Asset Type Allocation



MONTHLY PERFORMANCE (BID TO BID)

Year	Jan	Feb	Mar	Apr	May	Jun	Jul	Aug	Sep	Oct	Nov	Dec	YTD
2012										-0.36%	0.02%	0.02%	-0.32%
2013	0.05%	0.36%	0.41%	0.45%	0.04%	-0.78%	0.27%	0.16%	0.27%	0.33%	0.18%	0.15%	1.90%
2014	0.16%	0.18%	0.16%										0.50%

YTD figures are based on compounded monthly returns

LARGEST MONTH GAIN/LOSS

Largest Month Gain*:	0.45%
Largest Month Loss*:	-0.78%

*All Performance figures calculated net of fees

Contact Us

Tel: +44 (0) 1481 726141
 Fax: +44 (0) 1481 726142
 Email: depositplus@cannonhouse.com
 Website: www.cannonhouse.com

FUND FACTS

Price Date:	27-Mar-14
NAV price:	102.0852
Fund Currency:	Sterling
Fund size:	£13,064,861
Launch Date:	01 October 2012
Dealing:	Thursday, Weekly
Cut off time:	T-2, 5 pm, BST or GMT
Minimum investment:	GBP100,000
Minimum top up:	GBP5,000
Benchmark:	LIBOR GBP 3 M - 0.3%
Dividend Policy:	Accumulation

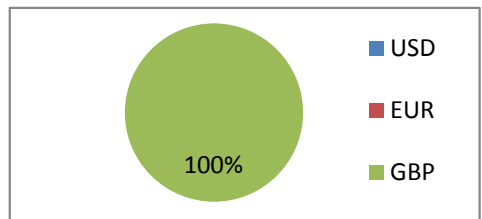
CHARGES

Initial Fee:	Up to 5%
Annual Fee:	0.50%

PRICING

Pricing is sourced from the Custodian. Subsequent calculations and production of performance graphs are dependent on this information.

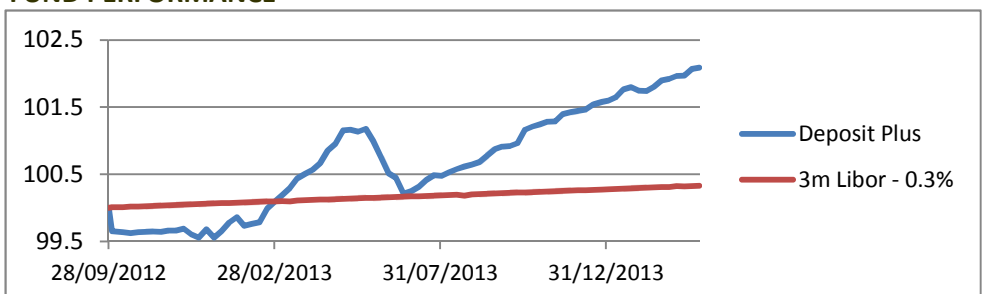
CURRENCY BREAKDOWN



BENCHMARK PERFORMANCE

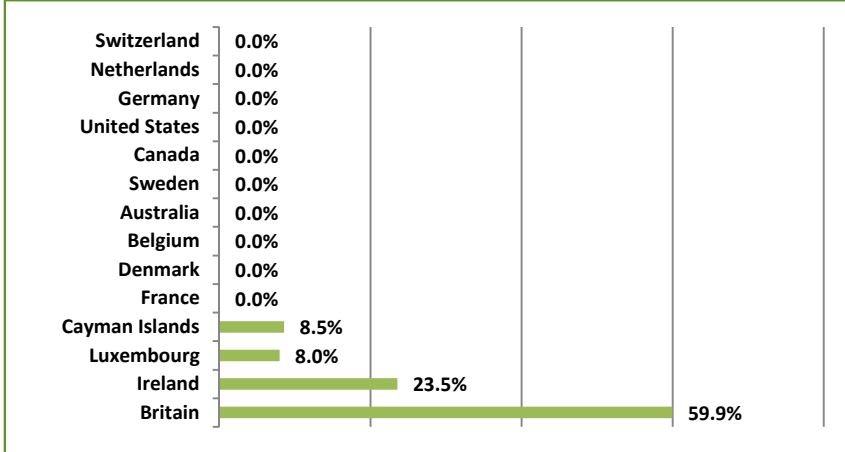
2011	0.54%
2012	0.59%
2013	0.21%
2014 (YTD)	0.06%

FUND PERFORMANCE

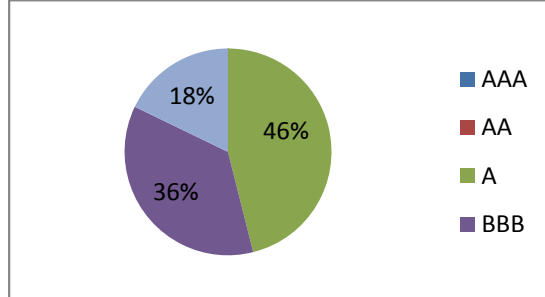


ASSET ALLOCATION

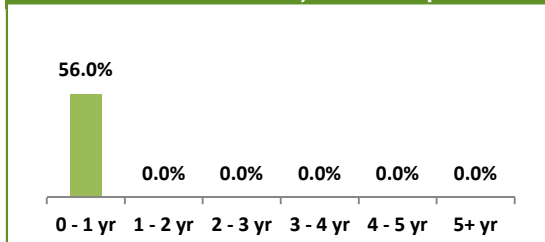
Geographic Analysis - Funds, Bonds, Cash & Deposits



Credit Rating - Bonds, Cash & Deposits



Effective Duration - Bonds, Cash & Deposits



Industry Analysis - Bonds



Direct Bond Portfolio Characteristics

Weighted Credit Quality	NA
Average Maturity (Yrs)	NA
Number of issues	0
Average Yield	NA

Standard Deviation	1 yr	2 yr	3 yr
Cannon Deposit Plus	#	NA	NA
Benchmark*	#	#	#

Sharpe Ratio	1 yr	3 yr	5 yr
Cannon Deposit Plus		NA	NA
Benchmark*	Nil		

FUND INFORMATION

Structure	Cayman Open Ended Company	Investment Manager	Cannon Capital Advisors Limited
Regulation	Registered with the Cayman Islands Monetary Authority, Administrator and Adviser regulated by the Guernsey Financial Services Commission	Investment Sub Adviser	N/A
		Investment Advisory Fee	0.50% per annum
		Auditors	KPMG (Cayman Islands)
		Reporting	Audited annual accounts to 30 June
Administrator	Cannon Asset Management Limited	Price publication	Cannon Asset Management Limited
Custodian	Bank Morgan Stanley AG	Exchange	N/A

FURTHER CONTACT DETAILS

Fund Administration
 Cannon Asset Management Limited
 PO Box 393
 Kingsway House
 Havilland Street
 St Peter Port
 Guernsey GY1 3FN
 Tel: +44 (0) 1481 726141
 Fax: +44 (0) 1481 726142
 Email: depositplus@cannonhouse.com
 Website: www.cannonhouse.com

InvestmentManager
 Cannon Capital Advisors Limited
 PO Box 393
 Kingsway House
 Havilland Street
 St Peter Port
 Guernsey GY1 3FN
 Tel: +44 (0) 1481 726141
 Fax: +44 (0) 1481 726142
 Email: investments@cannonhouse.com
 Website: www.cannonhouse.com

IMPORTANT INFORMATION

Investment in the units of open-ended investment funds is generally a medium to long-term investment. The value of units may go down as well as up and investors may get back less cash than they originally invested. Past performance is not necessarily a guide to the future. Fluctuations or movements in exchange rates may cause the value of underlying international investments to go up or down. The units of Cannon Deposit Plus Fund are traded at ruling prices and are priced weekly using the forward pricing method. A schedule of fees and charges and maximum commissions is available on request from Cannon Asset Management Limited, The Management Company. Cannon Deposit Plus is a collective investment scheme, which invests in other collective investment schemes, which levy their own charges, together with direct investment in investment grade bonds. Commission and incentives may be paid and if so, are included in the overall costs. Figures quoted are from Cannon Asset Management Limited for a lump sum investment using sell-sell prices, which exclude initial fees. Cannon Capital Advisors Limited funds and do not distribute income. Performance is quoted in sterling terms. Please refer to the prospectus of this scheme for more details, a copy of which is available on request from the Management Company, the registered office of which is Kingsway House, Havilland Street, St Peter Port, Guernsey, GY1 3FN. * = Source Bloomberg, Cannon Asset Management Limited

