

# CANNON OFFSHORE FUNDS



## Cannon Deposit Plus Fund December 2015

### INVESTMENT OBJECTIVE

The Fund seeks to achieve its investment objective by investing in deposits, short dated government bonds, short dated corporate bonds and selected funds with low portfolio duration where appropriate. Bonds will generally be of 5 year maturity or less and the average portfolio maturity will generally be 3 years or less. Substantial exposure to gilts and deposits may also be held from time to time.

### INVESTMENT COMMENT

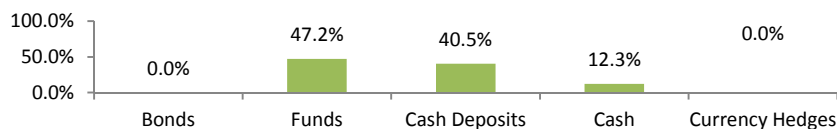
The US raised interest rates during December with an indication of a gradual and reactive policy of raising rates further based upon economic developments. In contrast the aggressive indications of loosening by the ECB did not materialise in the form of action, blighting expectations and resulting in a sell off of riskier assets in Europe, including some government bonds. Inflation continued to be subdued and oil fell again, likely reducing it further. UK bank stress tests passed with little notice as all banks exceeded or met the requirements. Equity markets weakened modestly, but Europe and Emerging Markets with the exception of China suffered more serious falls. The fund returned 0.02% for the month taking the year to date figure to 1.36%.

### HOLDINGS ANALYSIS

#### Top Ten Investments, Deposits & Cash Positions

Butterfield Bank 180 day Guernsey	16.0%	Skipton 80 Day Call	7.2%
TCA Global Credit Master G£	11.0%	Carmignac Capital Plus I GBP Acc	4.5%
GAM FCM Cat Bond GBP	10.1%	Kleinwort Benson 189 Day	4.4%
Muzinich LongShortCreditYield Hgd GBP	8.7%	Kames Capital Absolute Return Boi	4.4%
GAM STAR CREDIT OPP-GBP ACC	8.5%	Bank Leumi 18 Month Deposit	4.3%

#### Asset Type Allocation



### MONTHLY PERFORMANCE (BID TO BID)

Year	Jan	Feb	Mar	Apr	May	Jun	Jul	Aug	Sep	Oct	Nov	Dec	YTD
2012										-0.36%	0.02%	0.02%	-0.32%
2013	0.05%	0.36%	0.41%	0.45%	0.04%	-0.78%	0.27%	0.16%	0.27%	0.33%	0.18%	0.15%	1.90%
2014	0.16%	0.18%	0.16%	0.18%	0.12%	0.16%	0.07%	0.07%	0.08%	0.21%	0.22%	0.03%	1.64%
2015	0.35%	0.35%	0.21%	0.17%	0.14%	-0.11%	-0.11%	0.00%	0.16%	0.12%	0.17%	0.02%	1.36%

YTD figures are based on compounded monthly returns

### LARGEST MONTH GAIN/LOSS

Largest Month Gain*:	0.45%
Largest Month Loss*:	-0.78%

\*All Performance figures calculated net of fees

### Contact Us

Tel: +44 (0) 1481 726141  
 Fax: +44 (0) 1481 726142  
 Email: cannonfunds@cannonhouse.com  
 Website: www.cannonhouse.com

### FUND FACTS

Price Date:	31-Dec-15
NAV price:	104.6526
Fund Currency:	Sterling
Fund size:	£11,780,442
Launch Date:	01 October 2012
Dealing:	Thursday, Weekly
Cut off time:	T-2, 5 pm, BST or GMT
Minimum investment:	GBP100,000
Minimum top up:	GBP5,000
Benchmark:	LIBOR GBP 3 M - 0.3%
Dividend Policy:	Not paid

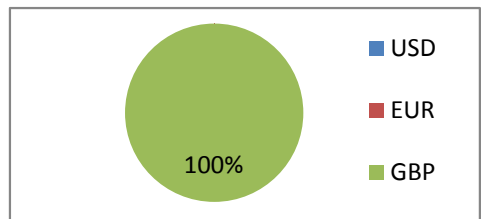
### CHARGES

Initial Fee:	Up to 5%
Annual Fee:	0.50%

### PRICING

Pricing is sourced from the Custodian. Subsequent calculations and production of performance graphs are dependent on this information.

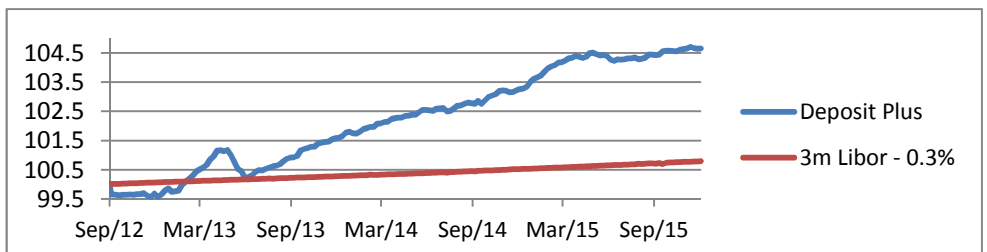
### CURRENCY BREAKDOWN



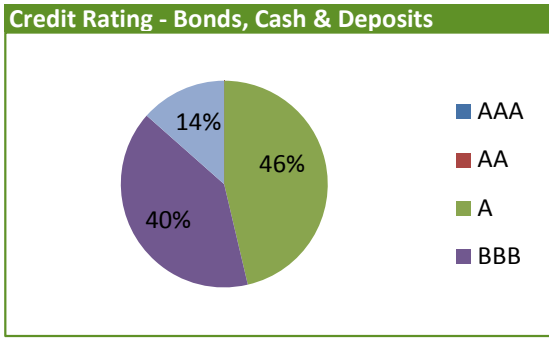
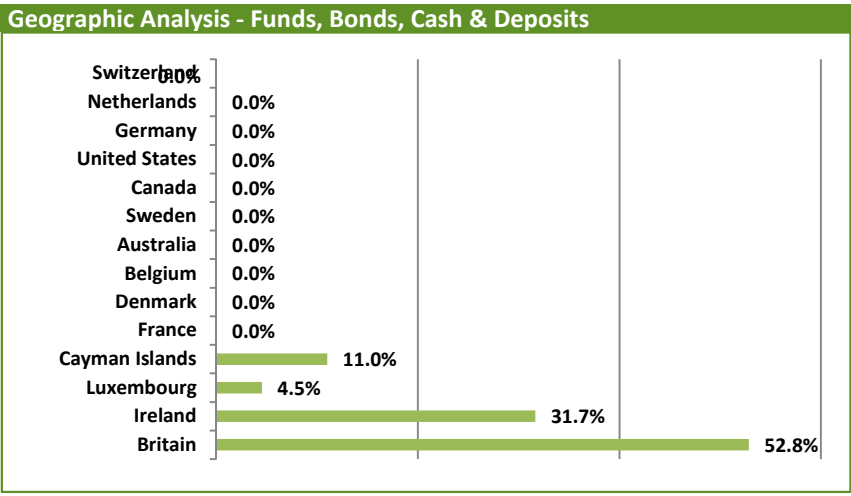
### BENCHMARK PERFORMANCE

2012	0.59%
2013	0.21%
2014	0.24%
2015 (YTD)	0.27%

### FUND PERFORMANCE



**ASSET ALLOCATION**



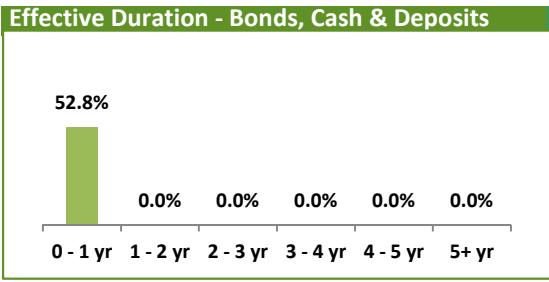
**Risk & Efficiency Measures**

**Standard Deviation** - Volatility of returns in excess of the risk free rate of return.

**Downside Deviation** - Volatility of returns in excess of the risk free rate of return but for any negative returns, measuring dispersion of negative returns.

**Sharpe Ratio** - Returns in excess of the risk free return divided by the volatility of those returns. A measure of return per unit of risk.

**Sortino Ratio** - Returns in excess of the risk free return divided by the volatility of negative returns. Measure of return vs volatility of losses.



**Direct Bond Portfolio Characteristics**

Weighted Credit Quality	NA
Average Maturity (Yrs)	NA
Number of issues	0
Average Yield	NA

**Downside Deviation**

	1 yr	2 yr	3 yr
Cannon Deposit Plus	0.23%	0.23%	0.23%
Benchmark*	0.11%	0.07%	0.06%

**Standard Deviation**

	1 yr	2 yr	3 yr
Cannon Deposit Plus	0.40%	0.38%	0.73%
Benchmark*	0.05%	0.04%	0.03%

**Sortino Ratio (MAR = 0)**

	1 yr	2 yr	3 yr
Cannon Deposit Plus	3.39	8.06	4.67
Benchmark*	2.54	7.19	11.81

**Sharpe Ratio**

	1 yr	2 yr	3 yr
Cannon Deposit Plus	1.95	4.96	4.72
Benchmark*	5.20	12.35	28.62

**FUND INFORMATION**

Structure	Cayman Open Ended Company	Investment Manager	Cannon Capital Advisors Limited
Regulation	Registered with the Cayman Islands Monetary Authority, Administrator and Adviser regulated by the Guernsey Financial Services Commission	Investment Sub Adviser	N/A
		Investment Advisory Fee	0.50% per annum
		Auditors	Deloitte (Cayman Islands)
Administrator	Cannon Asset Management Limited	Reporting	Audited annual accounts to 30 June
Custodian	Credit Suisse	Price publication	Cannon Asset Management Limited
		Exchange	N/A

**FURTHER CONTACT DETAILS**

Fund Administration Cannon Asset Management Limited PO Box 393 Kingsway House Havilland Street St Peter Port Guernsey GY1 3FN Tel: +44 (0) 1481 726141 Fax: +44 (0) 1481 726142 Email: depositplus@cannonhouse.com Website: www.cannonhouse.com	Investment Manager Cannon Capital Advisors Limited PO Box 393 Kingsway House Havilland Street St Peter Port Guernsey GY1 3FN Tel: +44 (0) 1481 726141 Fax: +44 (0) 1481 726142 Email: investments@cannonhouse.com Website: www.cannonhouse.com
---	--

**IMPORTANT INFORMATION**

Investment in the units of open-ended investment funds is generally a medium to long-term investment. The value of units may go down as well as up and investors may get back less cash than they originally invested. Past performance is not necessarily a guide to the future. Fluctuations or movements in exchange rates may cause the value of underlying international investments to go up or down. The units of Cannon Deposit Plus Fund are traded at ruling prices and are priced weekly using the forward pricing method. A schedule of fees and charges and maximum commissions is available on request from Cannon Asset Management Limited, The Management Company. Cannon Deposit Plus is a collective investment scheme, which invests in other collective investment schemes, which levy their own charges, together with direct investment in investment grade bonds. Commission and incentives may be paid and if so, are included in the overall costs. Figures quoted are from Cannon Asset Management Limited for a lump sum investment using sell-sell prices, which exclude initial fees. Cannon Capital Advisors Limited funds and do not distribute income. Performance is quoted in sterling terms. Please refer to the prospectus of this scheme for more details, a copy of which is available on request from the Management Company, the registered office of which is Kingsway House, Havilland Street, St Peter Port, Guernsey, GY1 3FN. \* = Source Bloomberg, Cannon Asset Management Limited