

CANNON OFFSHORE FUNDS



Cannon Deposit Plus Fund January 2016

INVESTMENT OBJECTIVE

The Fund seeks to achieve its investment objective by investing in deposits, short dated government bonds, short dated corporate bonds and selected funds with low portfolio duration where appropriate. Bonds will generally be of 5 year maturity or less and the average portfolio maturity will generally be 3 years or less. Substantial exposure to gilts and deposits may also be held from time to time.

INVESTMENT COMMENT

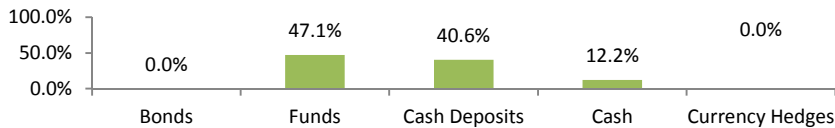
January was a highly turbulent period for all types of markets. Worries about Chinese economic growth, its currency value, oil prices and the US economy led to further weakness in credit markets and equities. There was little in the way of concrete data to support the concerns, with many fundamentals remaining in tact. In particular US job creation continues to be well above replacement levels, leading to falling unemployment and increasing wages. US and European equity markets rallied towards the end of the month and the Bank of Japan dropped interest rates into negative territory. The ECB also suggested further monetary stimulus was likely. Government bonds rallied on the back of this risk aversion and markets now expect delays to interest rate increases in the US and UK. The fund returned -0.11% for January.

HOLDINGS ANALYSIS

Top Ten Investments, Deposits & Cash Positions

Butterfield Bank 180 day Guernsey	16.1%	Skipton 80 Day Call	7.2%
TCA Global Credit Master G£	11.0%	Carmignac Capital Plus I GBP Acc	4.5%
GAM FCM Cat Bond GBP	10.1%	Kleinwort Benson 189 Day	4.4%
Muzinich LongShortCreditYield Hgd GBP	8.7%	Kames Capital Absolute Return Boi	4.4%
GAM STAR CREDIT OPP-GBP ACC	8.4%	Bank Leumi 18 Month Deposit	4.3%

Asset Type Allocation



MONTHLY PERFORMANCE (BID TO BID)

Year	Jan	Feb	Mar	Apr	May	Jun	Jul	Aug	Sep	Oct	Nov	Dec	YTD
2012										-0.36%	0.02%	0.02%	-0.32%
2013	0.05%	0.36%	0.41%	0.45%	0.04%	-0.78%	0.27%	0.16%	0.27%	0.33%	0.18%	0.15%	1.90%
2014	0.16%	0.18%	0.16%	0.18%	0.12%	0.16%	0.07%	0.07%	0.08%	0.21%	0.22%	0.03%	1.64%
2015	0.35%	0.35%	0.21%	0.17%	0.14%	-0.11%	-0.11%	0.00%	0.16%	0.12%	0.17%	0.02%	1.36%
2016	-0.11%												-0.11%

YTD figures are based on compounded monthly returns

LARGEST MONTH GAIN/LOSS

Largest Month Gain*: 0.45%

Largest Month Loss*: -0.78%

*All Performance figures calculated net of fees

Contact Us

Tel: +44 (0) 1481 726141

Fax: +44 (0) 1481 726142

Email: cannonfunds@cannonhouse.com

Website: www.cannonhouse.com

FUND FACTS

Price Date:	28-Jan-16
NAV price:	104.5355
Fund Currency:	Sterling
Fund size:	£11,762,279
Launch Date:	01 October 2012
Dealing:	Thursday, Weekly
Cut off time:	T-2, 5 pm, BST or GMT
Minimum investment:	GBP100,000
Minimum top up:	GBP5,000
Benchmark:	LIBOR GBP 3 M - 0.3%
Dividend Policy:	Not paid

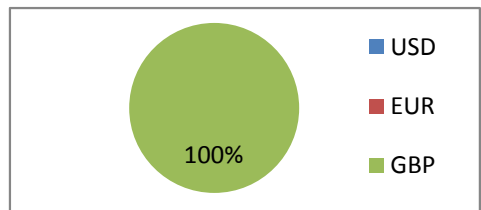
CHARGES

Initial Fee:	Up to 5%
Annual Fee:	0.50%

PRICING

Pricing is sourced from the Custodian. Subsequent calculations and production of performance graphs are dependent on this information.

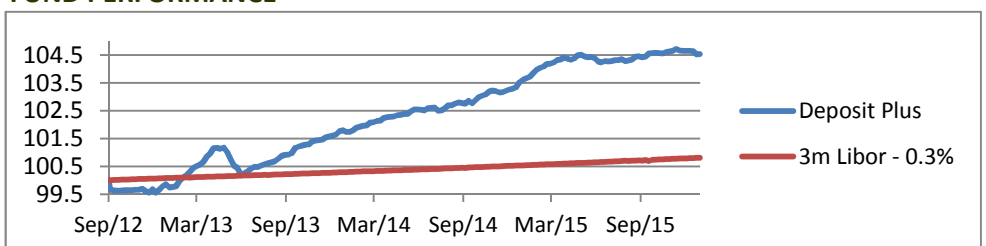
CURRENCY BREAKDOWN



BENCHMARK PERFORMANCE

2013	0.21%
2014	0.24%
2015	0.30%
2016 (YTD)	0.02%

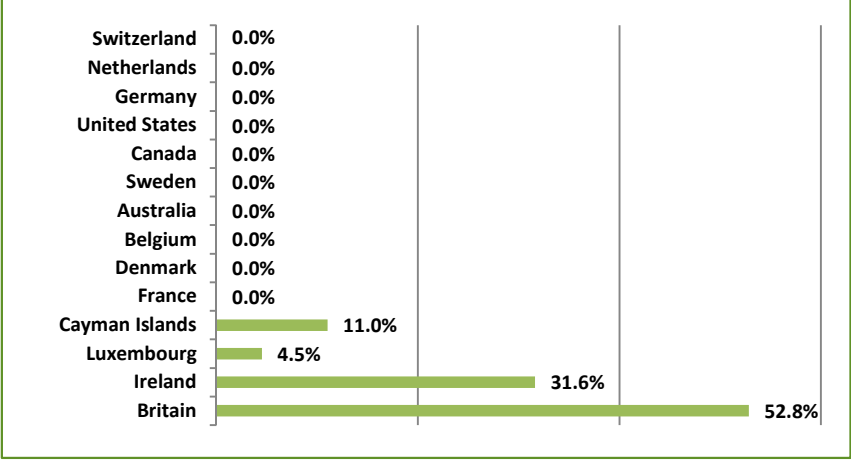
FUND PERFORMANCE



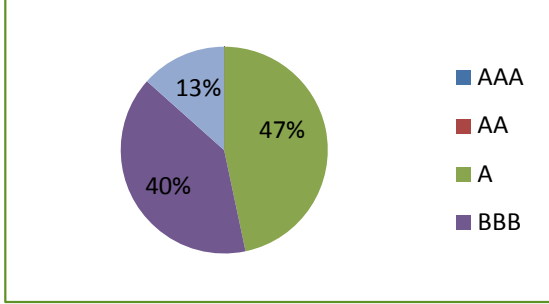


ASSET ALLOCATION

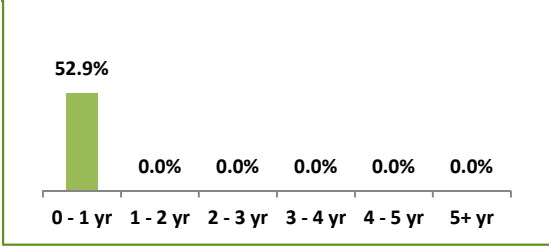
Geographic Analysis - Funds, Bonds, Cash & Deposits



Credit Rating - Bonds, Cash & Deposits



Effective Duration - Bonds, Cash & Deposits



Risk & Efficiency Measures

Standard Deviation - Volatility of returns in excess of the risk free rate of return.
Downside Deviation - Volatility of returns in excess of the risk free rate of return but for any negative returns, measuring dispersion of negative returns.
Sharpe Ratio - Returns in excess of the risk free return divided by the volatility of those returns. A measure of return per unit of risk.
Sortino Ratio - Returns in excess of the risk free return divided by the volatility of negative returns. Measure of return vs volatility of losses.

Direct Bond Portfolio Characteristics

Weighted Credit Quality	NA
Average Maturity (Yrs)	NA
Number of issues	0
Average Yield	NA

Downside Deviation	1 yr	2 yr	3 yr
Cannon Deposit Plus	0.25%	0.25%	0.25%
Benchmark*	0.11%	0.07%	0.06%

Standard Deviation	1 yr	2 yr	3 yr
Cannon Deposit Plus	0.39%	0.39%	0.70%
Benchmark*	0.05%	0.04%	0.03%

Sortino Ratio (MAR = 0)	1 yr	2 yr	3 yr
Cannon Deposit Plus	1.27	6.28	4.22
Benchmark*	2.56	7.26	11.93

Sharpe Ratio	1 yr	2 yr	3 yr
Cannon Deposit Plus	0.80	3.97	4.44
Benchmark*	5.25	12.48	28.86

FUND INFORMATION

Structure	Cayman Open Ended Company	Investment Manager	Cannon Capital Advisors Limited
Regulation	Registered with the Cayman Islands Monetary Authority, Administrator and Adviser regulated by the Guernsey Financial Services Commission	Investment Sub Adviser	N/A
		Investment Advisory Fee	0.50% per annum
		Auditors	Deloitte (Cayman Islands)
		Reporting	Audited annual accounts to 30 June
Administrator	Cannon Asset Management Limited	Price publication	Cannon Asset Management Limited
Custodian	Credit Suisse	Exchange	N/A

FURTHER CONTACT DETAILS

Fund Administration Cannon Asset Management Limited PO Box 393 Kingsway House Havilland Street St Peter Port Guernsey GY1 3FN Tel: +44 (0) 1481 726141 Fax: +44 (0) 1481 726142 Email: depositplus@cannonhouse.com Website: www.cannonhouse.com	Investment Manager Cannon Capital Advisors Limited PO Box 393 Kingsway House Havilland Street St Peter Port Guernsey GY1 3FN Tel: +44 (0) 1481 726141 Fax: +44 (0) 1481 726142 Email: investments@cannonhouse.com Website: www.cannonhouse.com
---	--

IMPORTANT INFORMATION

Investment in the units of open-ended investment funds is generally a medium to long-term investment. The value of units may go down as well as up and investors may get back less cash than they originally invested. Past performance is not necessarily a guide to the future. Fluctuations or movements in exchange rates may cause the value of underlying international investments to go up or down. The units of Cannon Deposit Plus Fund are traded at ruling prices and are priced weekly using the forward pricing method. A schedule of fees and charges and maximum commissions is available on request from Cannon Asset Management Limited, The Management Company. Cannon Deposit Plus is a collective investment scheme, which invests in other collective investment schemes, which levy their own charges, together with direct investment in investment grade bonds. Commission and incentives may be paid and if so, are included in the overall costs. Figures quoted are from Cannon Asset Management Limited for a lump sum investment using sell-sell prices, which exclude initial fees. Cannon Capital Advisors Limited funds and do not distribute income. Performance is quoted in sterling terms. Please refer to the prospectus of this scheme for more details, a copy of which is available on request from the Management Company, the registered office of which is Kingsway House, Havilland Street, St Peter Port, Guernsey, GY1 3FN. * = Source Bloomberg, Cannon Asset Management Limited