



CANNON OFFSHORE FUNDS

Cannon Deposit Plus Fund

May 2018



INVESTMENT OBJECTIVE

The Fund seeks to achieve its investment objective by investing in deposits, short dated government bonds, short dated corporate bonds and selected funds with low portfolio duration where appropriate. Bonds will generally be of 5 year maturity or less and the average portfolio maturity will generally be 3 years or less. Substantial exposure to gilts and deposits may also be held from time to time.

INVESTMENT COMMENT

Bond markets were most affected by Italian government policy changes due to nationalists taking power. Spanish bonds suffered due to political uncertainty in that country. This caused convulsions in the European government bond markets, with stronger credit issues including the UK seeing lower yields. In the UK the Bank of England failed to raise rates on much weaker economic data, a reversal of its position only weeks ago. However, earnings in the UK outstripped inflation resulting in a real pay rise for consumers and some initial signs of spending recovery. Equity markets were very mixed in Europe and Emerging Markets but much stronger in the UK and US.

FUND FACTS

Price Date:	31-May-18
NAV price:	108.1901
Fund Currency:	Sterling
Fund size:	£11,636,780
Launch Date:	01 October 2012
Dealing:	Thursday, Weekly
Cut off time:	T-2, 5 pm, BST or GMT
Minimum investment:	GBP100,000
Minimum top up:	GBP5,000
Benchmark:	LIBOR GBP 3 M - 0.3%
Dividend Policy:	Not paid

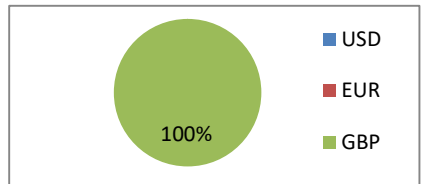
CHARGES

Initial Fee:	Up to 5%
Annual Fee:	0.50%

PRICING

Pricing is sourced from the Custodian. Subsequent calculations and production of performance graphs are dependent on this information.

CURRENCY BREAKDOWN

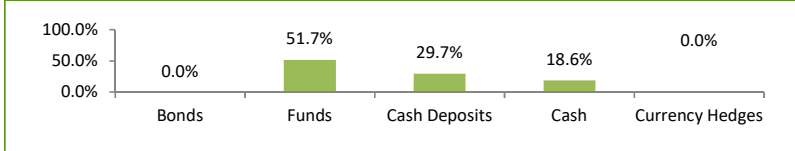


HOLDINGS ANALYSIS

Top Ten Investments, Deposits & Cash Positions

Kleinwort Benson 189 Day	12.3%	GAM FCM Cat Bond GBP	8.0%
Skipton In'l Corp	11.9%	TCA Global Credit Master GE	7.6%
Santander 95 Day Notice	11.8%	Allianz Struct Ret P H2GBP	6.7%
GAM Star Credit Opportunity	8.3%	Carmignac Capital Plus I GBP Acc	4.7%
Muzinich LongShortCreditYield Hgd GBP	8.0%	Butterfield Bank 185 day Guernsey	4.6%

Asset Type Allocation



BENCHMARK PERFORMANCE

2015	0.27%
2016	0.23%
2017	0.03%
2018(YTD)	0.16%

MONTHLY PERFORMANCE (BID TO BID)

YTD figures are based on compounded monthly returns

Year	Jan	Feb	Mar	Apr	May	Jun	Jul	Aug	Sep	Oct	Nov	Dec	YTD
2013	0.05%	0.36%	0.41%	0.45%	0.04%	-0.78%	0.27%	0.16%	0.27%	0.33%	0.18%	0.15%	1.90%
2014	0.16%	0.18%	0.16%	0.18%	0.12%	0.16%	0.07%	0.07%	0.08%	0.21%	0.22%	0.03%	1.64%
2015	0.35%	0.35%	0.21%	0.17%	0.14%	-0.11%	-0.11%	0.00%	0.16%	0.12%	0.17%	0.02%	1.36%
2016	-0.11%	-0.04%	0.56%	0.27%	-0.01%	0.00%	0.55%	0.52%	0.11%	0.05%	-0.02%	0.27%	2.14%
2017	0.18%	0.30%	0.04%	0.13%	0.15%	0.12%	0.24%	0.23%	-0.33%	0.23%	0.28%	0.09%	1.67%
2018	0.22%	-0.56%	-0.26%	0.31%	-0.16%								-0.45%

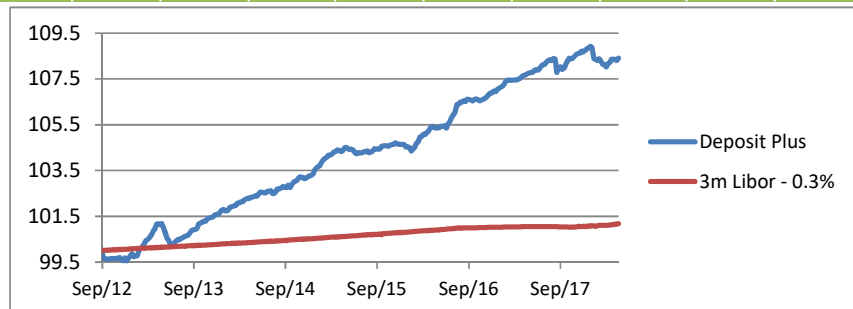
LARGEST MONTH GAIN/LOSS

Largest Month Gain*: 0.56%
Largest Month Loss*: -0.78%

*All Performance figures calculated net of fees

Contact Us

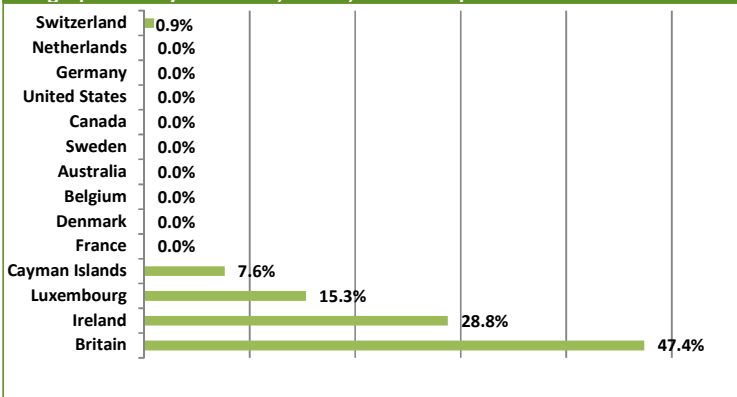
Tel: +44 (0) 1481 726141
Fax: +44 (0) 1481 726142
Email: cannonfunds@cannonhouse.com
Website: www.cannonhouse.com



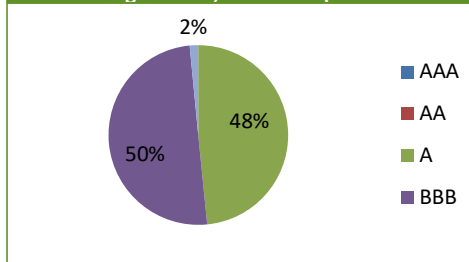


ASSET ALLOCATION

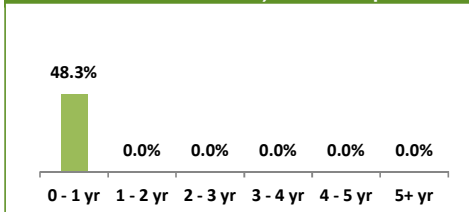
Geographic Analysis - Funds, Bonds, Cash & Deposits



Credit Rating - Bonds, Cash & Deposits



Effective Duration - Bonds, Cash & Deposits



Risk & Efficiency Measures

Standard Deviation - Volatility of returns in excess of the risk free rate of return.
Downside Deviation - Volatility of returns in excess of the risk free rate of return but for any negative returns, measuring dispersion of negative returns.
Sharpe Ratio - Returns in excess of the risk free return divided by the volatility of those returns. A measure of return per unit of risk.
Sortino Ratio - Returns in excess of the risk free return divided by the volatility of negative returns. Measure of return vs volatility of losses.

Downside Deviation	1 yr	2 yr	3 yr
Cannon Deposit Plus	0.88%	0.82%	0.82%
Benchmark*	0.03%	0.03%	0.05%

Sortino Ratio (MAR = 0)	1 yr	2 yr	3 yr
Cannon Deposit Plus	-0.05	2.19	7.25
Benchmark*	3.60	8.76	12.20

Direct Bond Portfolio Characteristics

Weighted Credit Quality	NA
Average Maturity (Yrs)	NA
Number of issues	0
Average Yield	NA

Standard Deviation	1 yr	2 yr	3 yr
Cannon Deposit Plus	0.87%	0.71%	0.48%
Benchmark*	0.06%	0.04%	0.05%

Sharpe Ratio	1 yr	2 yr	3 yr	
Cannon Deposit Plus	-	0.05	2.54	4.37
Benchmark*	2.41	6.13	10.58	

FUND INFORMATION

Structure	Cayman Open Ended Company	Investment Manager	Cannon Capital Advisors Limited
Regulation	Registered with the Cayman Islands Monetary Authority, Administrator and Adviser regulated by the Guernsey Financial Services Commission	Investment Sub Adviser	N/A
		Investment Advisory Fee	0.50% per annum
		Auditors	Deloitte (Cayman Islands)
Administrator	Cannon Asset Management Limited	Reporting	Audited annual accounts to 30 June
Custodian	Credit Suisse	Price publication	Cannon Asset Management Limited
		Exchange	N/A

FURTHER CONTACT DETAILS

Fund Administration
 Cannon Asset Management Limited
 PO Box 393
 Kingsway House
 Havilland Street
 St Peter Port
 Guernsey GY1 3FN
 Tel: +44 (0) 1481 726141
 Fax: +44 (0) 1481 726142
 Email: depositplus@cannonhouse.com
 Website: www.cannonhouse.com

Investment Manager
 Cannon Capital Advisors Limited
 PO Box 393
 Kingsway House
 Havilland Street
 St Peter Port
 Guernsey GY1 3FN
 Tel: +44 (0) 1481 726141
 Fax: +44 (0) 1481 726142
 Email: investments@cannonhouse.com
 Website: www.cannonhouse.com

IMPORTANT INFORMATION

Investment in the units of open-ended investment funds is generally a medium to long-term investment. The value of units may go down as well as up and investors may get back less cash than they originally invested. Past performance is not necessarily a guide to the future. Fluctuations or movements in exchange rates may cause the value of underlying international investments to go up or down. The units of Cannon Deposit Plus Fund are traded at ruling prices and are priced weekly using the forward pricing method. A schedule of fees and charges and maximum commissions is available on request from Cannon Asset Management Limited, The Management Company. Cannon Deposit Plus is a collective investment scheme, which invests in other collective investment schemes, which levy their own charges, together with direct investment in investment grade bonds. Commission and incentives may be paid and if so, are included in the overall costs. Figures quoted are from Cannon Asset Management Limited for a lump sum investment using sell-sell prices, which exclude initial fees. Cannon Capital Advisors Limited funds and do not distribute income. Performance is quoted in sterling terms. Please refer to the prospectus of this scheme for more details, a copy of which is available on request from the Management Company, the registered office of which is Kingsway House, Havilland Street, St Peter Port, Guernsey, GY1 3FN. * = Source Bloomberg, Cannon Asset Management Limited