

# CANNON OFFSHORE FUNDS

Eris ICC Limited Cannon Global Opportunity Fund IC Limited  
October 2019



## INVESTMENT OBJECTIVE

The investment objective of the Fund is long term capital growth which the Fund will seek to achieve by investing in a concentrated portfolio of assets and investment strategies. Assets that may be included are equities, fixed income, property and cash investments. It will utilise a variety of investment strategies including tactical asset allocation to absolute return investments within each asset class.

## INVESTMENT COMMENT

The main developments in October took place on either side of the Atlantic. The US and China tentatively agreed what many hope to be the first 'phase' of a broader trade deal. Domestic US economic data was sufficiently soft, however, to convince the Fed that further monetary support was required, and the third interest rate cut of the year followed at the end of the month. In the UK, Boris Johnson surprised many when he managed to break the Brexit impasse between the UK and EU, however an inability to obtain buy-in from the government ultimately led to the announcement of a general election in December. Uncertainty continues to abound in both Brexit and the US-China trade war, but the newsflow was generally supportive of equity markets over the month.

## HOLDINGS ANALYSIS

Top Ten Holdings			
TCA GLOBAL CREDIT MAST-G GBP	10.1%	LM-WA MACRO OPPORT BD-AAH	8.0%
LINDSELL TRAIN GLOBAL EQUITY FUND £	9.0%	MERIAN NORTH AMERICAN FUND	7.1%
FUNDSMITH EQUITY FUND-T ACC	8.9%	GBP Cash	6.5%
NGAM-H2O MULTIRETURNS-N/AGBP	8.6%	FIRST TRUST EUROZONE	5.4%
JO HAMBRO-UK GROWTH-GBP-A	8.4%	GAM STAR CREDIT OPP-GBP ACC	5.2%

## MONTHLY PERFORMANCE (BID TO BID)

Year	Jan	Feb	Mar	Apr	May	Jun	Jul	Aug	Sep	Oct	Nov	Dec	YTD
2012	1.06%	1.36%	-1.78%	-2.07%	0.51%	1.00%	0.11%	0.69%	0.07%	0.07%	0.83%	0.30%	2.12%
2013	2.90%	1.41%	-0.06%	0.56%	-0.55%	-2.53%	1.07%	-0.90%	2.50%	1.01%	-1.10%	-0.07%	4.19%
2014	-0.07%	-0.70%	0.59%	0.10%	-0.25%	1.07%	-0.16%	0.38%	-0.73%	-0.73%	0.17%	1.47%	1.52%
2015	-0.63%	0.69%	0.99%	0.38%	-0.58%	0.92%	1.09%	0.93%	-1.55%	-0.73%	1.70%	-0.56%	0.92%
2016	-3.07%	-0.02%	0.98%	0.35%	0.55%	0.29%	2.69%	1.75%	0.11%	1.41%	-0.33%	1.52%	6.30%
2017	0.12%	1.62%	0.00%	-0.37%	1.71%	0.15%	0.47%	0.33%	-1.09%	2.02%	0.03%	0.04%	5.11%
2018	-0.34%	-1.08%	-1.76%	1.99%	0.37%	0.99%	0.65%	0.17%	-0.01%	-4.04%	0.12%	-3.49%	-6.41%
2019	3.01%	0.11%	0.30%	2.49%	-1.82%	2.21%	2.01%	-1.92%	0.22%	-0.85%	0.00%	0.00%	5.76%

## LARGEST MONTH GAIN/LOSS

Largest Month Gain\*: 3.01%  
Largest Month Loss\*: -4.04%  
\*Measured on Bid price to Bid price movement  
\*All Performance figures calculated net of fees

## Contact Us

Tel: +44 (0) 1481 726141  
Fax: +44 (0) 1481 726142  
Email: cannonfunds@cannonhouse.com

## FUND FACTS

Price Date:	31-Oct-19
NAV price:	11.783
Fund Currency:	Sterling
Fund size:	£8,225,290
Launch Date:	30 September 2011
Dealing:	Monthly, First Bus. Day
Cut off time:	5 pm; subscription 5 days, redemption 10 days prior
Minimum investment:	GBP10,000
Minimum top up:	GBP5,000
Benchmark:	Composite
Dividend Policy:	Accumulation

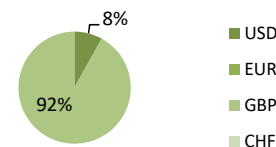
## CHARGES

Initial Fee:	Up to 5%
Annual Fee:	1.50%

## PRICING

Pricing is sourced from Bloomberg. Subsequent calculations and production of performance graphs are dependent on this information.

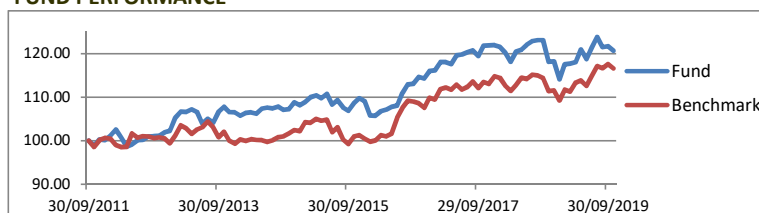
## CURRENCY BREAKDOWN



## BENCHMARK PERFORMANCE

2016	9.37%
2017	4.52%
2018	-4.85%
2019	6.72%

## FUND PERFORMANCE

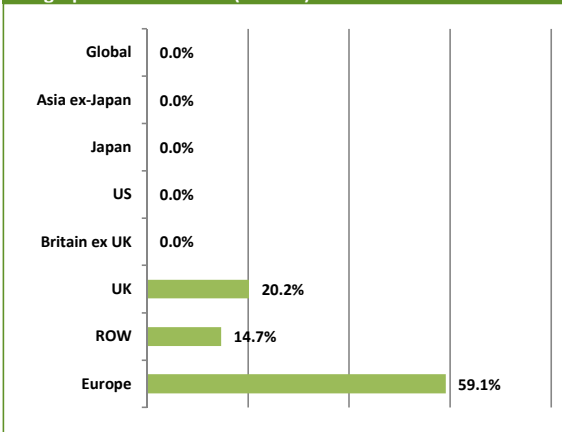


RISK PROFILE ●●●○○

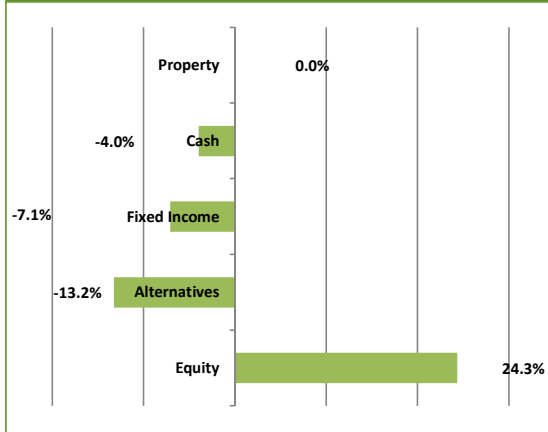


ASSET ALLOCATION

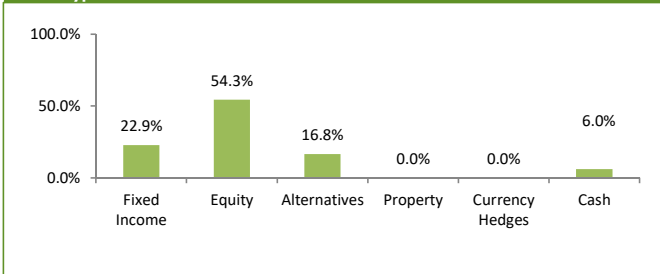
Geographical Breakdown (ex cash)



Assets Relative to Neutral Asset Allocation



Asset Type Allocation



Standard Deviation %	1 yr	2 yr	3 yr
Fund	7.2	6.3	5.5
Benchmark	5.7	5.1	4.7

Sharpe Ratio	1 yr	2 yr	3 yr
Fund	0.3	-0.3	0.7
Benchmark	0.8	0.3	1.3

Benchmark was changed from 31 Dec 2014, from a composite LIBOR to composite index of cash, bond, equity and hedge fund indices. The figures above are for the blended composite. Returns on the reverse page are composite LIBOR then the new composite from 2015.

FUND INFORMATION

Structure	Guernsey Incorporated Cell Company	Investment Adviser	Cannon Capital Advisors Limited
Regulation	Authorised Class B Scheme fund; Protection of Investors (Bailiwick of Guernsey) Law, 1987 and amendments; Collective Investment Schemes (Class B) Rules, 2013	Investment Sub Adviser	N/A
Manager	Cannon Asset Management Limited	Investment Advisory Fee	1.50% per annum
Custodian	Deutsche Bank Int. Limited, Gsy Branch	Auditors	Moore Stephens
		Reporting	Audited annual accounts to 31 March
		Price publication	Cannon Asset Management Limited
		Exchange	N/A

FURTHER CONTACT DETAILS

Fund Administration  
 Cannon Asset Management Limited  
 PO Box 393  
 Kingsway House  
 Havilland Street  
 St Peter Port  
 Guernsey GY1 3FN  
 Tel: +44 (0) 1481 726141  
 Fax: +44 (0) 1481 726142  
 Email: [investments@cannonhouse.com](mailto:investments@cannonhouse.com)  
 Website: [www.cannonhouse.com](http://www.cannonhouse.com)

Investment Adviser  
 Cannon Capital Advisors Limited  
 PO Box 393  
 Kingsway House  
 Havilland Street  
 St Peter Port  
 Guernsey GY1 3FN  
 Tel: +44 (0) 1481 726141  
 Fax: +44 (0) 1481 726142  
 Email: [investments@cannonhouse.com](mailto:investments@cannonhouse.com)  
 Website: [www.cannonhouse.com](http://www.cannonhouse.com)

IMPORTANT INFORMATION

Investment in the units of open-ended investment funds is generally a medium to long-term investment. The value of units may go down as well as up and investors may get back less cash than they originally invested. Past performance is not necessarily a guide to the future. Fluctuations or movements in exchange rates may cause the value of underlying international investments to go up or down. The units of Cannon Global Opportunity Fund IC Limited are traded at ruling prices and are priced monthly using the forward pricing method. A schedule of fees and charges and maximum commissions is available on request from Cannon Asset Management Limited, the Management Company. Cannon Global Opportunity IC Limited is a collective investment scheme, which invests in other collective investment schemes, which levy their own charges. Commission and incentives may be paid and if so, are included in the overall costs. Figures quoted are from Cannon Capital Advisors Limited for a lump sum investment using sell-sell prices, which exclude initial fees. Cannon Capital Advisors Limited funds are accumulation funds and do not distribute income. Performance is quoted in sterling terms. Please refer to the prospectus of this scheme for more details, a copy of which is available on request from the Management Company, the registered office of which is Kingsway House, Havilland Street, St Peter Port, Guernsey, GY1 3FN.